



The Revolutionary Plasterboard

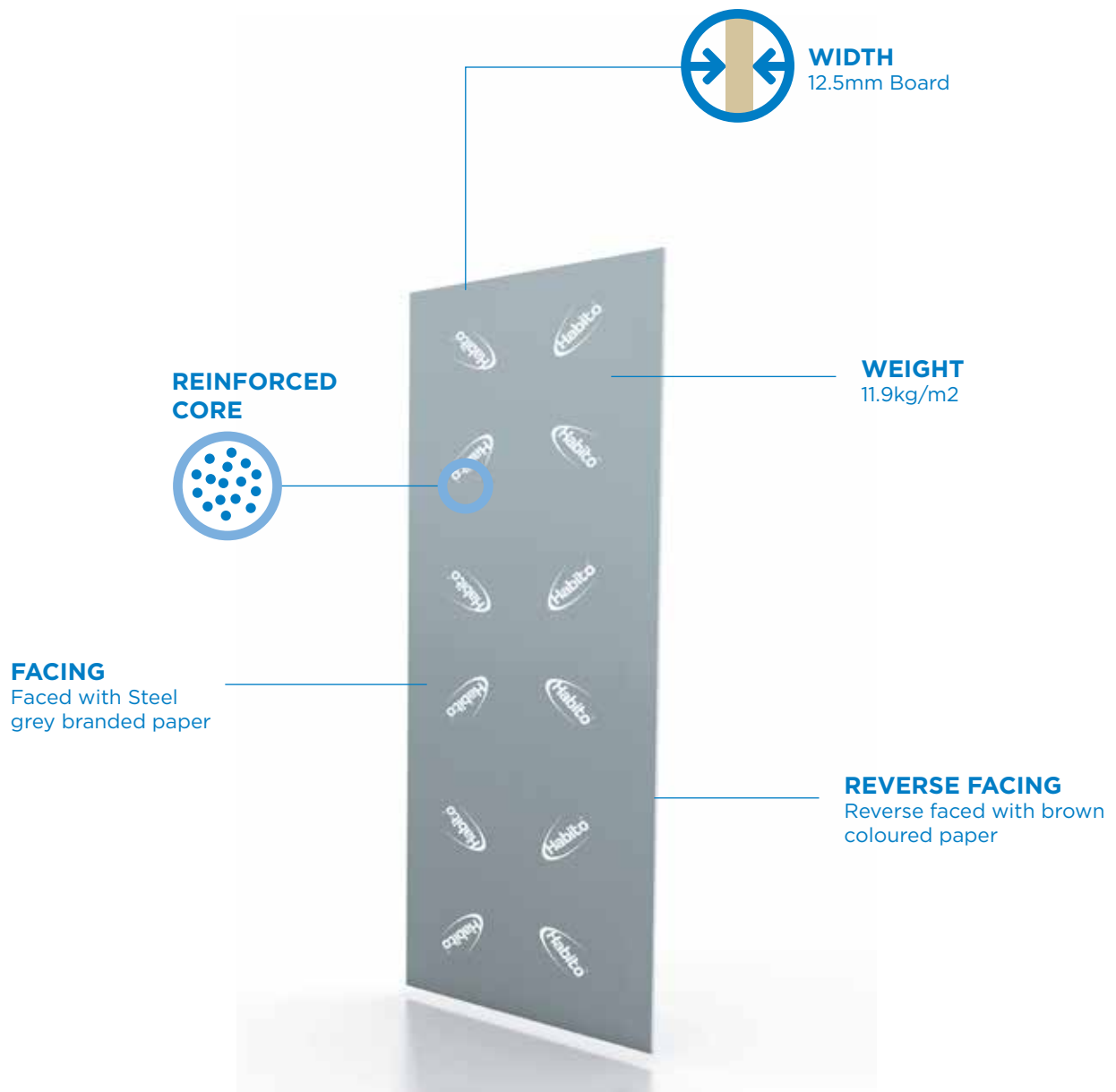
TIMBER
FRAME
GUIDE





HABITO BOARD

Gyproc Habito is a stronger plasterboard that provides enhanced sound insulation, extra durability and for the first time, direct fixing capability. Suitable for direct decoration.



SOUND INSULATION



DURABILITY



DIRECT FIXING STRENGTH



APPLICATION
Designed for use in residential wall and partitions systems where greater levels of sound insulation, impact/duty and fixing capability are required.



WHY CHOOSE GYPROC HABITO?

Gyproc Habito is a stronger plasterboard that provides enhanced sound insulation, extra durability and increased direct fixing capabilities. Gyproc Habito can be screwed straight into, with the capability to hang 15kg from one 5mm wood screw.

Easy to Fix to



Gyproc Habito enables you to fix TVs, shelves, curtain rails and picture hooks into place. You can simply screw straight into the wall surface, making DIY easy and giving you more freedom to have your home just the way you want it.

Greater Sound Resistance



Gyproc Habito delivers improved sound insulation compared to standard plasterboard, thereby reducing noise breakthrough from other rooms up to 75%.

Extra Durable



It's inevitable that the walls in your home will get knocked, whether it's the kids playing, furniture being moved or just simple wear and tear. Gyproc Habito offers a superior resistance to these everyday bangs. Reassuringly solid and dependably strong, you can actually feel how different it is from standard plasterboard just by lifting it.

Fixing into Gyproc Habito

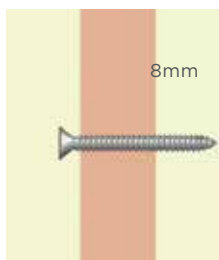
Determine the correct screw to use

We recommend that you use a woodscrew for fixing most* items into Gyproc Habito. Woodscrews are commonly stocked in DIY stores. Items being fixed to Gyproc Habito, such as cupboards, must be pre-drilled before fixing.

**refer to Load Types section to determine your load type and suitable fixing*

Length

It is important to select a screw length which is appropriate to what you are fixing. You should ensure that the fixing is long enough so that the screw penetrates the back of the board by 8mm.



Grade of screw

Woodscrews are available in different classifications e.g 5mm, 6mm etc. The load that the fixing can support, when screwed into Gyproc Habito, is governed by the screw classification. A 5mm woodscrew can support a load of up to 15kg per fixing.

Classification	Metric Equivalent	Loading (kg)
No. 6	3.5mm	12.4
No. 8	4mm	12.9
No. 10	5mm	15
No.12	6mm	15

Application

Gyproc Habito can be used to give increased rigidity and durability with improved acoustic performance.

Habito is also particularly suited for replacement of grounds in a partition, allowing for easy change of use within a home as fixtures and fittings do not require specific grounds locations. It also removes the need for sacrificial grounds – Habito can be used as part of the partition performance e.g. Fire & Acoustics etc. Habito should be used as a full (face fixed) board in these cases and not cut down.

Load Types

Gyproc Habito has been tested with a variety of loads but it is important to consider the different load types and suitable fixings when fixing an item to any plasterboard. The table below provides an example of possible load types and the recommended fixings (subject to maximum load criteria), for further advice you can contact our Technical Department.

Load Type	Understanding the Terminology	Recommended Fixing for Habito**
Static Load	Where weight is reasonably consistent after the item is fixed into position e.g. Mirrors, paintings etc.	5mm Woodscrew
Cyclical Load	Where loading on the fixture increases and decreases e.g. the loading and unloading of kitchen cabinets, shelves etc.	5mm Woodscrew*
Dynamic/ Live Load	The nature of the item being fixed means that it will have a high level of additional interaction e.g. Handrails etc.	Cavity Anchor

** if concerned about potential for accidental dynamic/ live loading, then use of a cavity anchor is recommended*

*** fixings are subject to maximum (pull out) loading weight highlighted in the table on page 6*

Installation

When installing Gyproc Habito, Habito Installation Screws must be used and installed using a Standard Drill or an Impact Driver and Depth Gauge to ensure you get the screw flush with the board. Firmly hold the Habito board in place, address the screw to the face of the board, depress the drill trigger and with gentle force allow the screw to drill through the Habito board. When the screw meets the timber extra force can then be applied to fix the Habito Installation Screw into place.

For fixing Gyproc Habito you must use Habito Installation Screws.

Fixing devices and typical safe working loads on Gyproc Habito



	Woodscrew 5mm	M5/12 Cavity Anchor	M5/25 Cavity Anchor	M4 Spring Toggle
Board Types	Typical SWL* (kg)	Typical SWL* (kg)	Typical SWL* (kg)	Typical SWL* (kg)
12.5mm Gyproc Habito	15	37	47	42
2 x12.5mm Gyproc Habito	34	N/A	81	53

*Safe working load (SWL) is the maximum pull out force of the fixing into Habito divided by a factor of 4 i.e. 60kg/4 = 15kg SWL

It is important to ensure that the drylining system specified is capable of supporting the loads, particularly if installing multiple fixtures.

It is important that you do not over tighten fixings into Gyproc Habito. Any material you are fixing into has a limit to how much a fixing can be tightened. Once you feel resistance to tightening a screw stop. If you over tighten the screw, you will start to strip the core of the product, removing the ability for the screw to grip into the board. If you do over tighten the fixing it will turn without any resistance. In this case you will need to fit a cavity fixing, as you have created a hole through the Habito Board.

Board Range

Thickness mm	Width mm	Length mm	Edge profiles
12.5mm	1200	2400	Tapered
12.5mm	1200	2700	Tapered
12.5mm	1200	3000	Tapered

Cutting

Gyproc Habito can be 'scored and snapped' using a sharp trade knife and then broken off. A normal trade knife with detachable blades is usually sufficient.

Environmental Conditions

Gyproc Habito is unsuitable for use in areas subject to high humidity conditions and must not be used to isolate dampness. Gyproc Habito is not suitable for use in temperatures above 49°C.

Finishing

Gyproc Habito can be finished as normal with Gyproc Jointing products at the joint of the boards and a 2mm final coat of Gyproc Finishing Plaster.

Decoration

Due to its smooth, hard surface, Gyproc Habito is suitable for most types of surface coverings such as paint and wallpaper. The boards and their joints must be clean, dry and free from dust. Depending on the requirement of the decoration, ensure that all joints have been suitably sanded.

If a paint finish is desired, first apply Gyproc Drywall Primer to equalise the suction across the jointing material and the field of the board, after taping and jointing as per Gyproc guidelines. This should later be followed with two coats of good quality trade emulsion.

When using wall coverings, the board surface may need pre-treatment to prevent damage when later changing or removing the wallpaper. Heavy, semi-rigid or impermeable wall coverings may require the use of adhesives that are not compatible with Gyproc DryWall Primer, please seek advice from the wallpaper and adhesive manufacturers.

Tiling

Ceramic tiles up to 12.5mm thick with a maximum weight of 32kg/m² can be applied to Gyproc Habito. Please follow manufacturer's recommendations regarding any surface preparation and adhesive that should be used. Please refer to section C08.S04 of our White Book for advice on ceramic tiling onto Gyproc systems.

TIMBER EXTERNAL WALL LINING



ENERGY EFFICIENT



FIXING STRENGTH



DURABILITY



SOUND PROOFING



Gyproc plasterboards are used as the internal lining to structural timber frame walls.

Gyproc plasterboard linings are quick and easy to install, and provide a lining which can be jointed with Gyproc Jointing Materials to give a seamless finish. When skimmed with Gyproc Finish Plaster the lining gives a superior, traditional finish.

Installation

Cut Isovmetac insulation to required size to ensure tight fit. Friction fit insulation in the stud cavity and then fix the Vario membrane and accessories. Timber battens are fixed as required to support the location of services. Fix the Gyproc Habito plasterboard using Habito Installation Screws. The board can then be finished with a 2mm final coat of Gyproc Finish Plaster such as Gyproc Skimcoat or Gyproc Carlite Finish.

Components needed



Isovmetac Roll

A high performance quality thermal insulation roll designed for a wide range of applications where space is at a premium.

Thermal Conductivity 0.034WmK.



Isovmetac Vario Membrane

Isovmetac's intelligent, reinforced, laminated water vapour retardant climate membrane with a moisture-variable sd of 0.3m to 5m.



Gyproc Habito

A revolutionary new plasterboard that provides enhanced acoustic performance, impact resistance and direct fixing capabilities, allowing you to hang 15kg from one 5mm woodscrew.



Habito Installation Screws

Designed for fixing Gyproc Habito plasterboard to metal and timber framing sections.



Gyproc Finish Plaster

Gyproc Skimcoat or Gyproc Carlite Finish are finishing plasters that provide the highest quality aesthetic finish.

TIMBER INTERNAL WALL LINING



ENERGY EFFICIENT



FIXING STRENGTH



DURABILITY



SOUND PROOFING



Gyproc plasterboards offer high quality, high performance linings for internal walls.

The addition of our revolutionary plasterboard, Gyproc Habito, offers enhanced sound insulation, impact resistance and for the first time fixing capability.

Installation

50mm Isover Acoustic Roll is placed between the timber studs and then the 12.5mm Gyproc Habito is fixed to each side of the timber frame using Habito Installation Screws. The board can then be finished with a 2mm final coat of Gyproc Finish Plaster such as Gyproc Skimcoat or Gyproc Carlite Finish.



Components needed



Isover Acoustic Roll

A mineral wool roll providing a high level of acoustic insulation in partitions.



Gyproc Habito

A revolutionary new plasterboard that provides enhanced acoustic performance, impact resistance and direct fixing capabilities, allowing you to hang 15kg from one 5mm woodscrew.



Habito Installation Screws

Designed for fixing Gyproc Habito plasterboard to metal and timber framing sections.



Gyproc Finish Plaster

Gyproc Skimcoat or Gyproc Carlite Finish are finishing plasters that provide the highest quality aesthetic finish.

TIMBER PARTY WALL LINING WITH SERVICES

MEETS BUILDING REGULATIONS



ENERGY EFFICIENT



FIXING STRENGTH



DURABILITY



SOUND PROOFING











Gyproc plasterboards are versatile when used as the internal lining to timber frame walls and allow for the creation of a void for the location of services.

With a range of plasterboard types to choose from you can create a modern internal environment offering comfort and safety for the occupants.

Installation

Cut 70mm Isover Acoustic Roll to required size to ensure tight fit. Friction fit insulation in the stud cavity. Fix the Vario membrane and accessories, and then fix the Gyproc Plank and Gyproc WallBoard to the framing members using Gyproc Drywall Screws. Timber battens are fixed as required to support the location of services. Fix the Gyproc Habito plasterboard using Habito Installation Screws. The board can then be finished with a 2mm final coat of Gyproc Finish Plaster such as Gyproc Skimcoat or Gyproc Carlite Finish.

Components needed

 <p>Isover Acoustic Roll A mineral wool roll providing a high level of acoustic insulation in partitions.</p>	 <p>Isover Vario Membrane Isover's intelligent, reinforced, laminated water vapour retardant climate membrane with a moisture-variable sd of 0.3m to 5m.</p>	 <p>Gyproc Plank A 19mm version of Gyproc WallBoard that gives increased sound insulation.</p>	 <p>Gyproc WallBoard The standard gypsum plasterboard used for many applications where basic fire, structural and acoustic performance levels are specified.</p>
 <p>Gyproc Drywall Screws For fixing plasterboard to timber frames.</p>	 <p>Gyproc Habito A revolutionary new plasterboard that provides enhanced acoustic performance, impact resistance and direct fixing capabilities, allowing you to hang 15kg from one 5mm woodscrew.</p>	 <p>Habito Installation Screws Designed for fixing Gyproc Habito plasterboard to metal and timber framing sections.</p>	 <p>Gyproc Finish Plaster Gyproc Skimcoat or Gyproc Carlite Finish are finishing plasters that provide the highest quality aesthetic finish.</p>

TIMBER PARTY WALL LINING

MEETS BUILDING REGULATIONS



ENERGY EFFICIENT



FIXING STRENGTH



DURABILITY



SOUND PROOFING



Gyproc plasterboards are the ultimate lining solution for today's houses providing high levels of acoustic, thermal, impact resistance and fixing capability creating the perfect home environment for everyone.

Gyproc plasterboard linings are quick and easy to install and when skimmed with Gyproc Finish Plaster the lining gives a superior, traditional finish.

Installation

Cut 70mm Isover Acoustic Roll to required size to ensure tight fit. Friction fit insulation in the stud cavity. Fix the Vario membrane and accessories. Fix two layers of Gyproc Habito plasterboard using Habito Installation Screws. The board can then be finished with a 2mm final coat of Gyproc Finish Plaster such as Gyproc Skimcoat or Gyproc Carlite Finish.



Components needed



Isover Acoustic Roll

A mineral wool roll providing a high level of acoustic insulation in partitions.



Isover Vario Membrane

Isover's intelligent, reinforced, laminated water vapour retardant climate membrane with a moisture-variable sd of 0.3m to 5m.



Gyproc Habito

A revolutionary new plasterboard that provides enhanced acoustic performance, impact resistance and direct fixing capabilities, allowing you to hang 15kg from one 5mm woodscrew.



Habito Installation Screws

Designed for fixing Gyproc Habito plasterboard to metal and timber framing sections.



Gyproc Finish Plaster

Gyproc Skimcoat or Gyproc Carlite Finish are finishing plasters that provide the highest quality aesthetic finish.

Gyproc

Unit 4,
Kilcarbery Business Park,
Nangor Road,
Dublin 22
D22 R2Y7

Technical Support

ROI: 1800 744480
NI: 0845 3990159
tech.ie@saint-gobain.com

www.gyproc.ie

[email: enquiries@gyproc.ie](mailto:enquiries@gyproc.ie)



January 2022 | BRC_PB_HABITO_RESIDENTIAL

